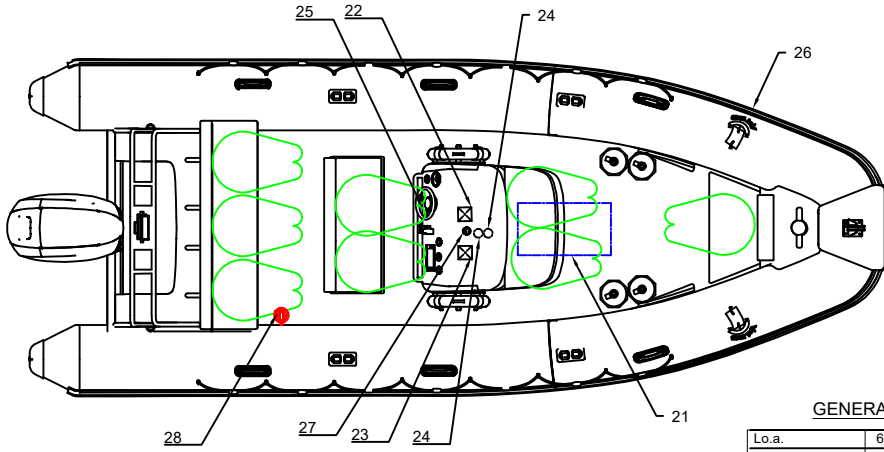

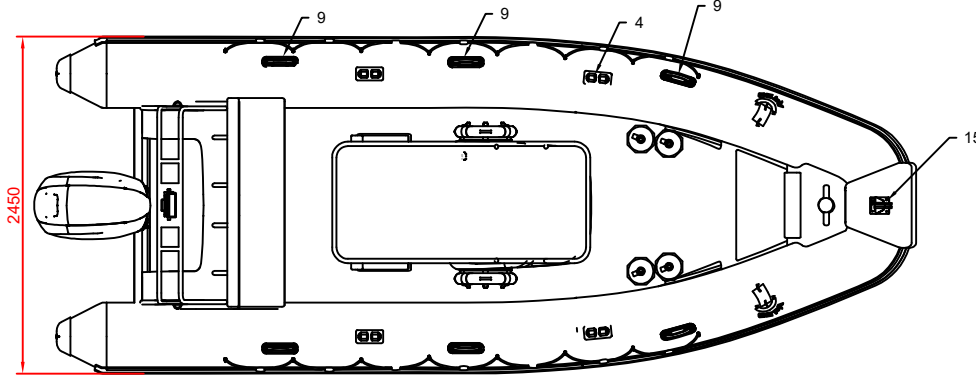
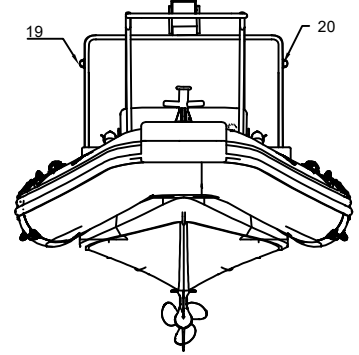
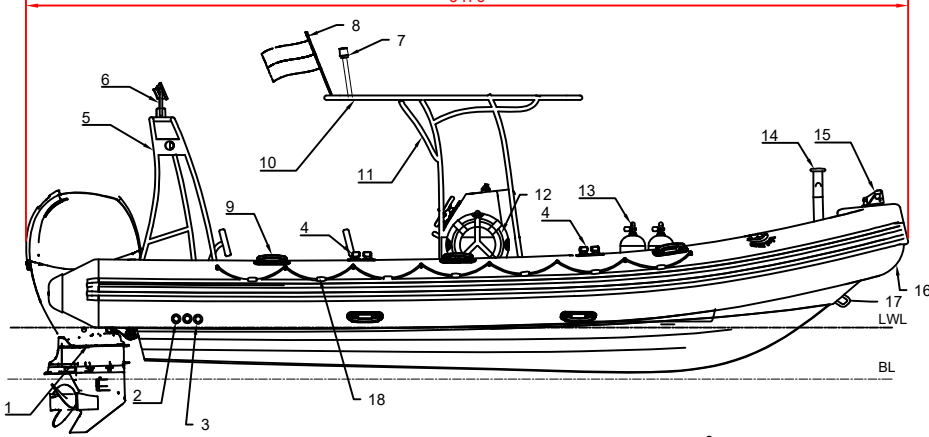


6470



## GENERAL DIMENSIONS

Lo.a.	6.47 m (inc. engine)
Bo.a.	2.45 m
Draft	0.41 m
Capacity	8 Persons
Engine	Mercury 90 -200 HP

## ITEMS

1	MAIN ENGINE
2	BILGE PUMP OUTLET POINT
3	DRAIN OUTLET POINT
4	CLEAT
5	ROLL BAR
6	PROJECTOR
7	NAVIGATION LIGHT MAST
8	FLAG MAST
9	HANDLER
10	T-TOP
11	T-TOP FOUNDATION ST. STEEL
12	LIFE BUOY
13	DIVING TUBE
14	BOLLARD
15	QUICK RELEASE
16	BOUYANCY TUBE
17	BOW MOORING EYE BOLT
18	LIFE LINE
19	NAVIGATION LIGHT PORT ( RED )
20	NAVIGATION LIGHT STARBOARD ( GREEN )
21	FUEL TANK STAINLESS STEEL 150 L
22	BATTERY ( STARTER )
23	BATTERY ( SERVICE )
24	BILGE PUMP
25	CONSOLE
26	FENDER
27	COMPASS
28	2KG DRY POWDER FIRE EXTINGUISHER

\* CRUISE SPEED : 38 KNOT


\* FULL CONDITION READY TO USE DISPLACEMENT : 1450 kg

\* THE FIBRE CONTENT IN MASS TAKEN 0,51 ARE TO BE TESTED

NOTE:MINIMUM OVERLAPPING OF MATT MUST BE 50-100 MM EACH

ALL DECKS and FLOORS : NONE SLIP

Rev. No.	REV.	Date
3		
2		
1		

 **GEPA FIBERGLASS INDUSTRY & TRADE CO. INC.**  
Aydintepe Mah. Harmandali Sok. No:10, Aydintepe  
34947 TUZLA / ISTANBUL / TURKEY

G-RIB2 CENTER CONSOLE

GENERAL ARRANGEMENT

DATE  
12.10.2023

CAD/CAE Salih Ozan UÇAR DRAWING NO.

DESIGN AND CONT. Bahadır GÖKÇETEKİN G-RIB2-01

SCALE CLASS REV. 00